

# Ordering Instructions

- 1 From the landing page, click "Sign in".
- 2 On Login page click "Please create your account".

Sign In

Not already registered with us? Please create your account

- 3 Create an account by inputting your information. Use the drop down menus to select your school, graduation year, and program then click Create.

## Create account

School Name (required for Students and Alumni)

-- Select School --


Year of Graduation

-- Select Year --


Program

-- Select Program --

Create


 QUICK TIPS

If you have ordered from us in the past, you will want to use the same email address.

 QUICK TIPS

Students and Alumni must select a School and Program

- 4 Once your account is created, use Shop Your School to select your school program.

 McGill's Inc.  
UNIFORMS UNLIMITED  
Est. 1974

[Shop Your School](#) [Corporate](#) [Women](#) [Men](#) [Collections](#) [Accessories](#) [User Guide](#)

Your School Program

- 5 Select items you want to purchase. When finished shopping, click the Shopping Bag Icon in the top left corner. Review your order.
- 6 Check out, paying special attention to the customization terms and agreements when checking out.

Check out

☒ I agree that embroidered, printed customized products including name pins are non refundable.